


2IOM series

Space Saving Mounting Boards for Slim Line Input/Output Modules



- LED status indicators, plug-in fuses & pull-up resistors
- Card edge, straight header, right-angle header and screw terminal logic connections
- Screw terminals for field wiring
- UL recognized/CSA certified for 125V max. with 5A fuses; 250V max. with #22 solid copper jumper wire instead of fuses

File E61482

File LR15734

Users should thoroughly review the technical data before selecting a product part number. It is recommended that users also seek out the pertinent approvals files of the agencies/laboratories and review them to ensure the product meets the requirements for a given application.

Ordering Information - Boldface items listed below are more likely to be maintained in stock by authorized distributors.

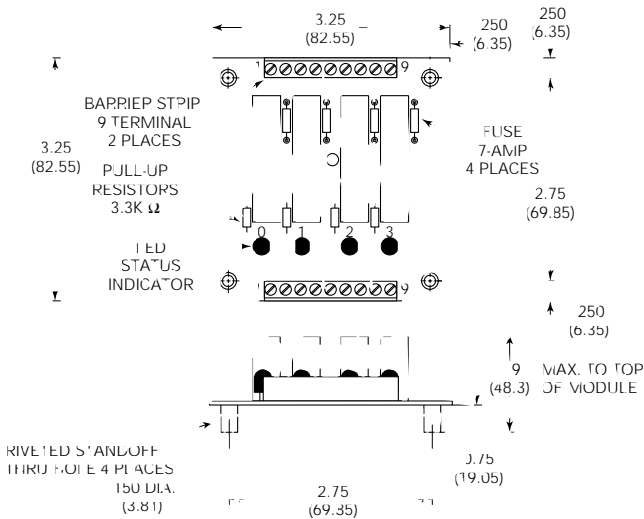
Part Number	2IOM4A	2IOM16	2IOM16A	2IOM16E	2IOM24	2IOM24D	2IOM32D
Number of I/O Channels	4	16	16	16	24	24	32
Number of Module Positions	4	16	16	16	24	24	32
Field Terminals: Screw Terminals	X	X	X	X	X	X	X
Logic Terminals: Screw Terminals	X		X				
Logic Terminals: 50-pin card edge connector		X			X	X	
Logic Terminals: 50-pin straight header						X	X
Logic Terminals: 50-pin right angle header				X			
Will accept 50-pin dual row header		X			X		
Designed for neg. true logic; one logic voltage	X	X	X	X	X	X	X

Suggested Mating Connectors and Fuses

50-pin card edge connector	3M 3415-0001 ¹
50-pin header connector	AMP 7-1437021-4 ¹
5 amp fuse	Littelfuse 251-005 ¹
7 amp fuse ³	Littelfuse 251-007 ¹
1 amp fuse ²	Littelfuse 251-001 ¹

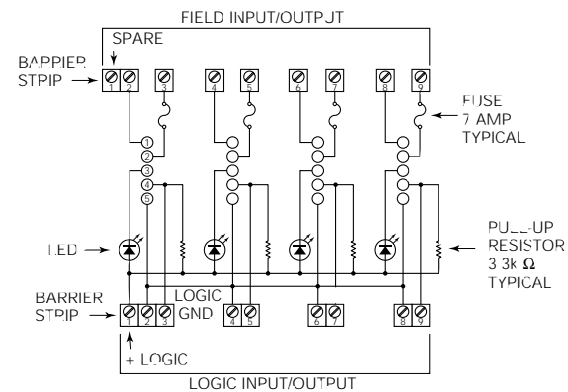
- Notes:**
1. Or equivalent. Customer assumes ultimate responsibility for applicability.
 2. Used only on 24 and 32 position models.
 3. Used only on 2IOM4A and 2IOM16A.

2IOM4A Outline Dimensions

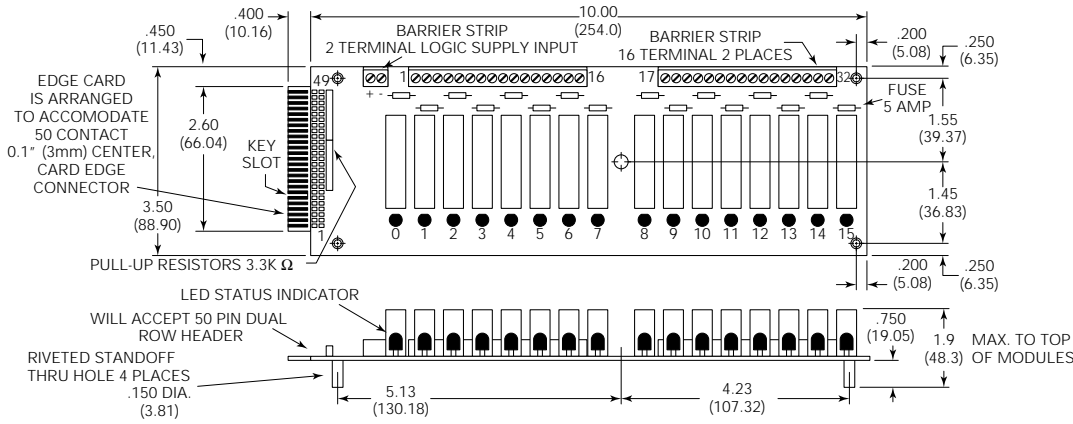


2IOM4A Schematic

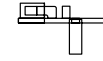
Designed to operate with neg. true logic (active low) systems & one logic voltage.



2IOM16 & 2IOM16E Outline Dimensions

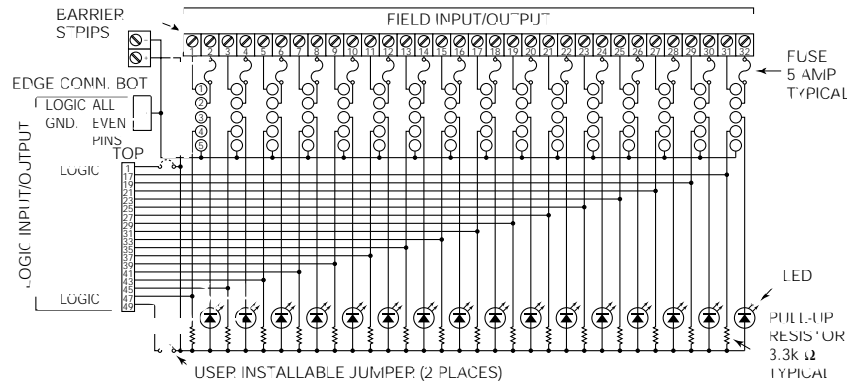


2IOM16E With Right-Angle Header

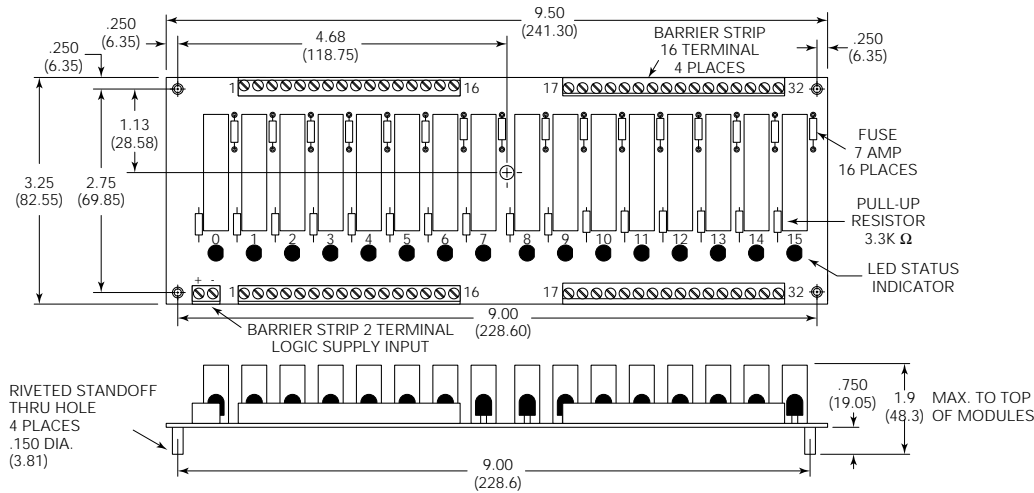


2IOM16 & 2IOM16E Schematic

Designed to operate with neg. true logic (active low) systems & one logic voltage.

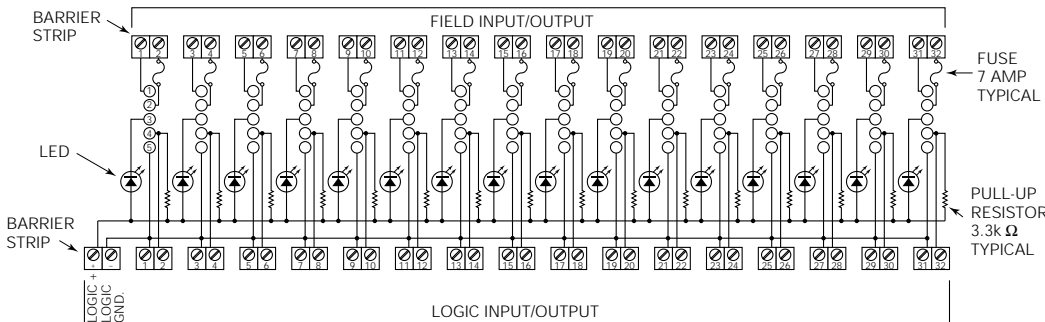


2IOM16A Outline Dimensions

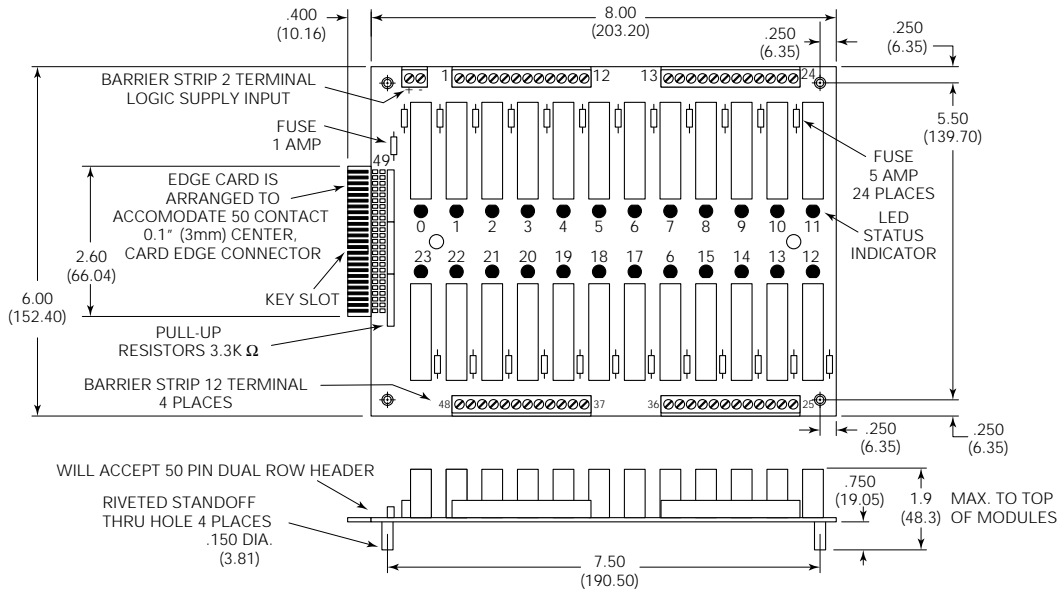


2IOM16A Schematic

Designed to operate with neg. true logic (active low) systems & one logic voltage.

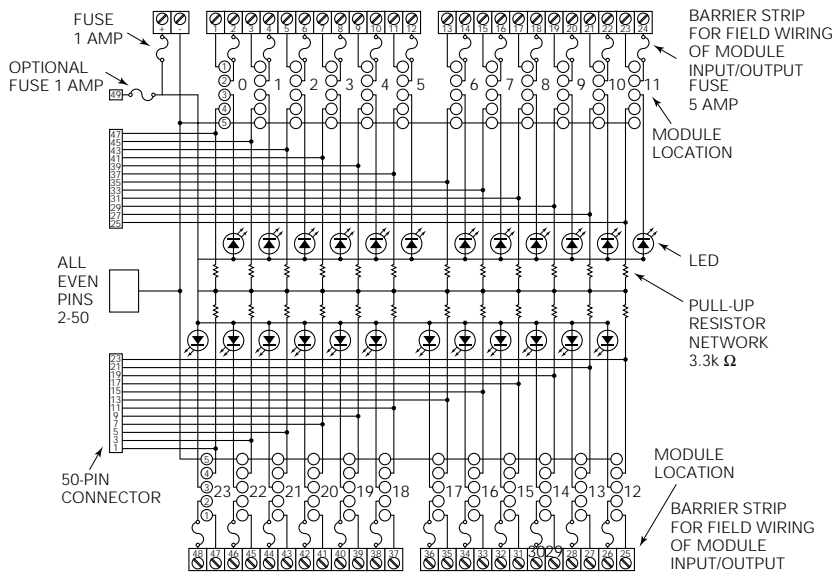


2IOM24 & 2IOM24D Outline Dimensions

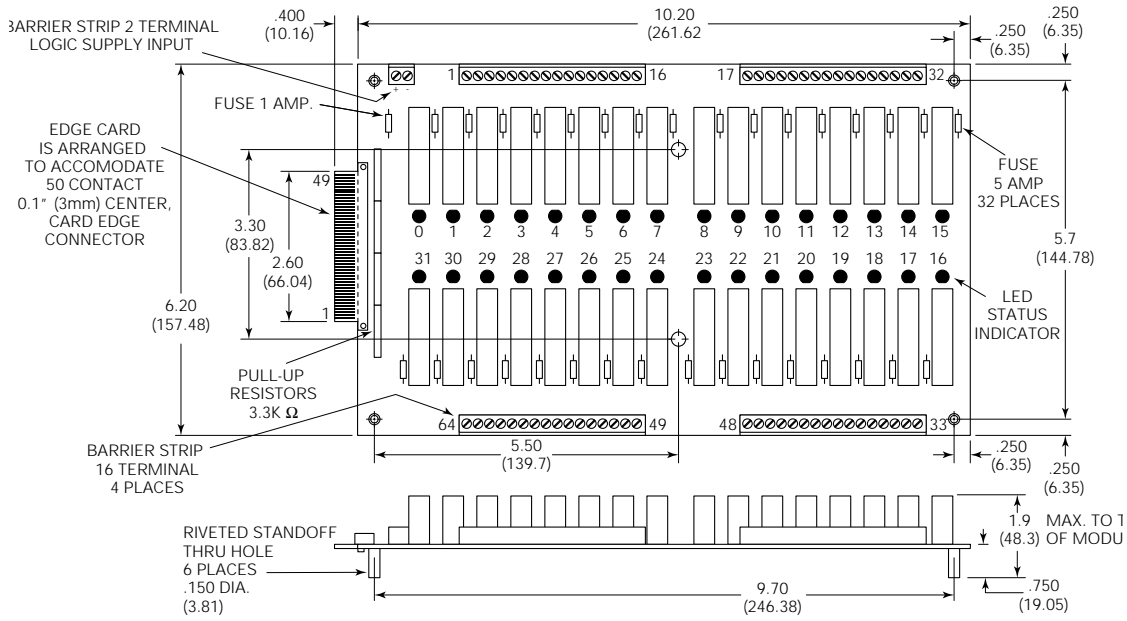


2IOM24 & 2IOM24D Schematic

Designed to operate with neg. true logic (active low) systems & one logic voltage.



2IOM32D Outline Dimensions

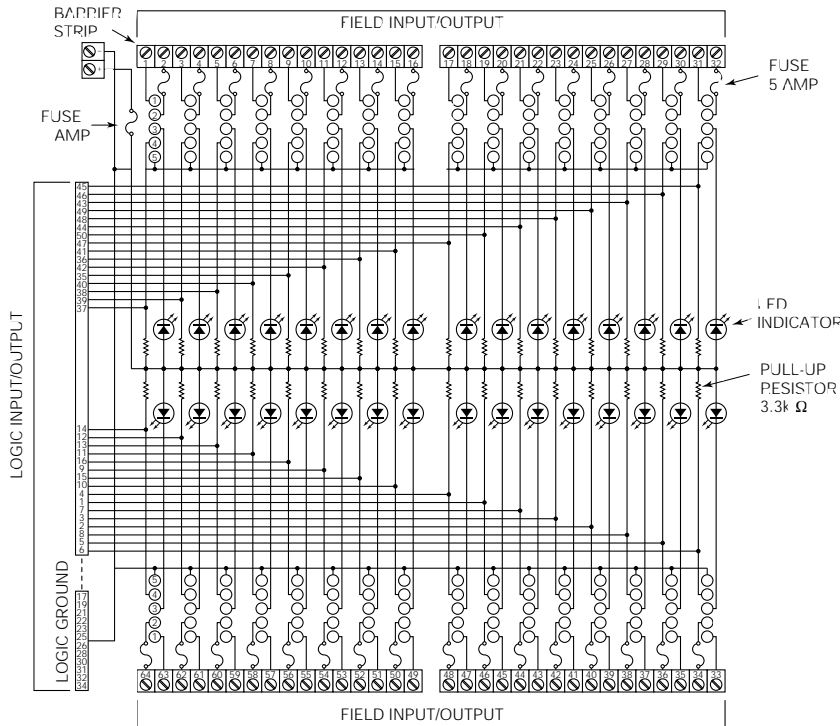


2IOM32D With Straight Header



2IOM32D Schematic

Designed to operate with neg. true logic (active low) systems & one logic voltage.



Engineering Notes

